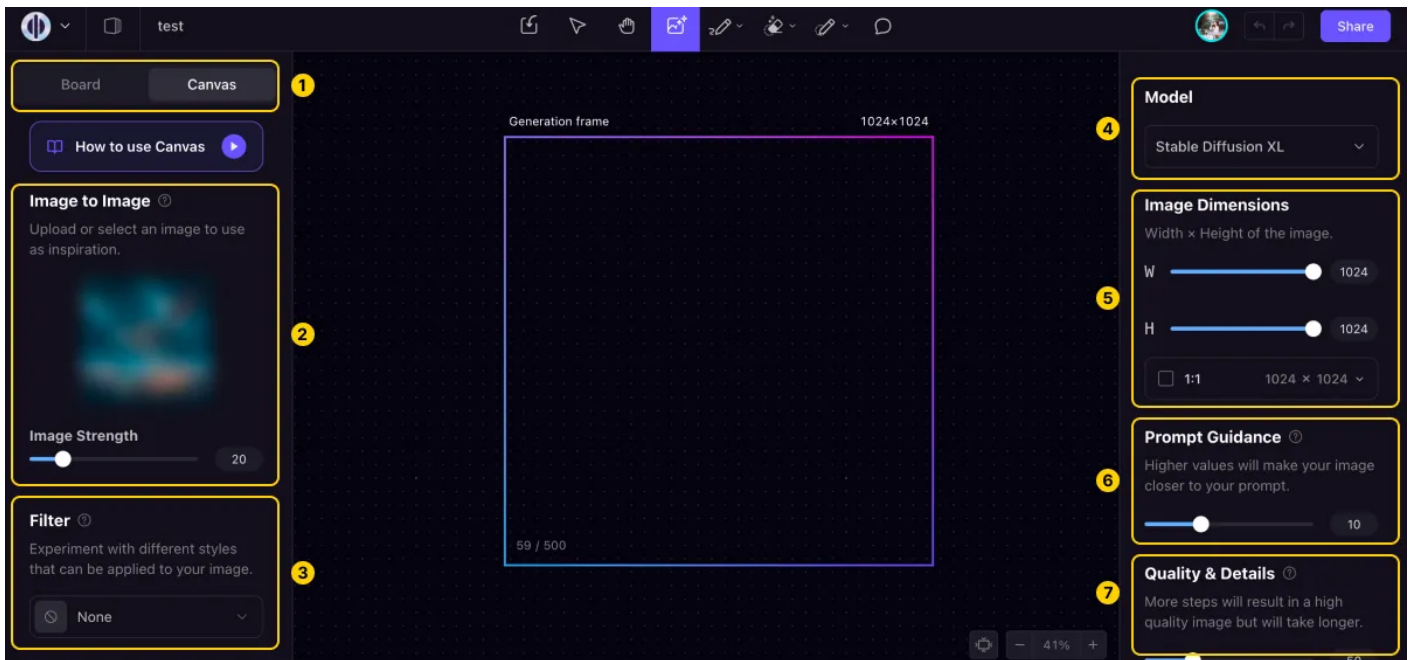



Playground AI



1. Playground AI → Board → Canvas → Canvas → AI → Photoshop
2. → Image to image → Image Strength → 20
3. → [PS Filter break down](#) → Playground Introduction To Canvas
4. → AI → Model → Playground Chooses / Stable Diffusion XL / Playground v2
5. → 7 → Generation frame → 1024
6. → Prompt Guidance → 7-10
7. → Quality and Details → 30 → 50 → 70 →


Image not found or type unknown



□□□□□

4. □□□□□□□□□□4□□Upscale by 4x□

Image not found or type unknown



Upscale by 4x

5. [Get Creative With Image to Image & Inpainting in Playground AI](#)
[Bring Your Drawings To Life With Playground](#)

6. ControlNet [Getting Started With ControlNet on Playground](#)

👤 #4

👤 wudennis 🗓 1 🕒 2024 00:28:30

👤 wudennis 🗓 19 🕒 2024 07:53:10