

Moonshot

MoonshotLineAI

MooshotLine

- Moonshot
- Moonshot
- Moonshot

Moonshot ?????????? AI ?????????????? LINE ???



Moonshot LINE AI



Category	Count
Moonshot	3
AI	5
Midjourney	7



Moonshot

1. Line
- 2.
- 3.
4. Line

Moonshot

[illegible]

Moonshot LINE

-
- The diagram shows five horizontal rows of boxes. Each row contains ten boxes arranged side-by-side. The first four rows have three vertical lines separating the boxes into groups of four, two, and four. The fifth row has six vertical lines separating the boxes into groups of two, three, two, and three.

Moonshot Image not found or type unknown

[illegible]

Moonshot [] [] [] [] [] []
Image not found or type unknown

□□□Moonshot

□ Moonshot □ Line□□

☐☐ Moonshot LINE ☐☐☐☐☐☐ LINE ☐☐☐☐☐☐☐☐☐☐☐☐☐☐☐☐☐☐ Moonshot AI ☐☐☐☐

1. Moonshot LINE
2.
3. Moonshot




☐ Moonshot ☐ LINE ☐☐☐
image not found or type unknown

LINE Moonshot

Step 1.

--	--	--	--	--	--	--	--	--

Moonshot Line

-  (SD)
-  (MJ)
-  (NV)

☐ ☒ x ☐ ☐ ☐ ☐ ☐ Moonshot AI

A diagram showing base ten blocks. On the left, there are 12 tens rods (each composed of 10 units cubes) arranged in two rows of six. To the right of these rods are 10 individual unit cubes arranged in two rows of five. This represents the number 130.



Moonshot



已讀
下午 3:37

漫畫風格，星際大戰



下午 3:37

再畫一次



發布藝廊1

輸入訊息





Moonshot



已讀
下午 3:44

改以寫實風格重畫星際大戰



下午 3:44

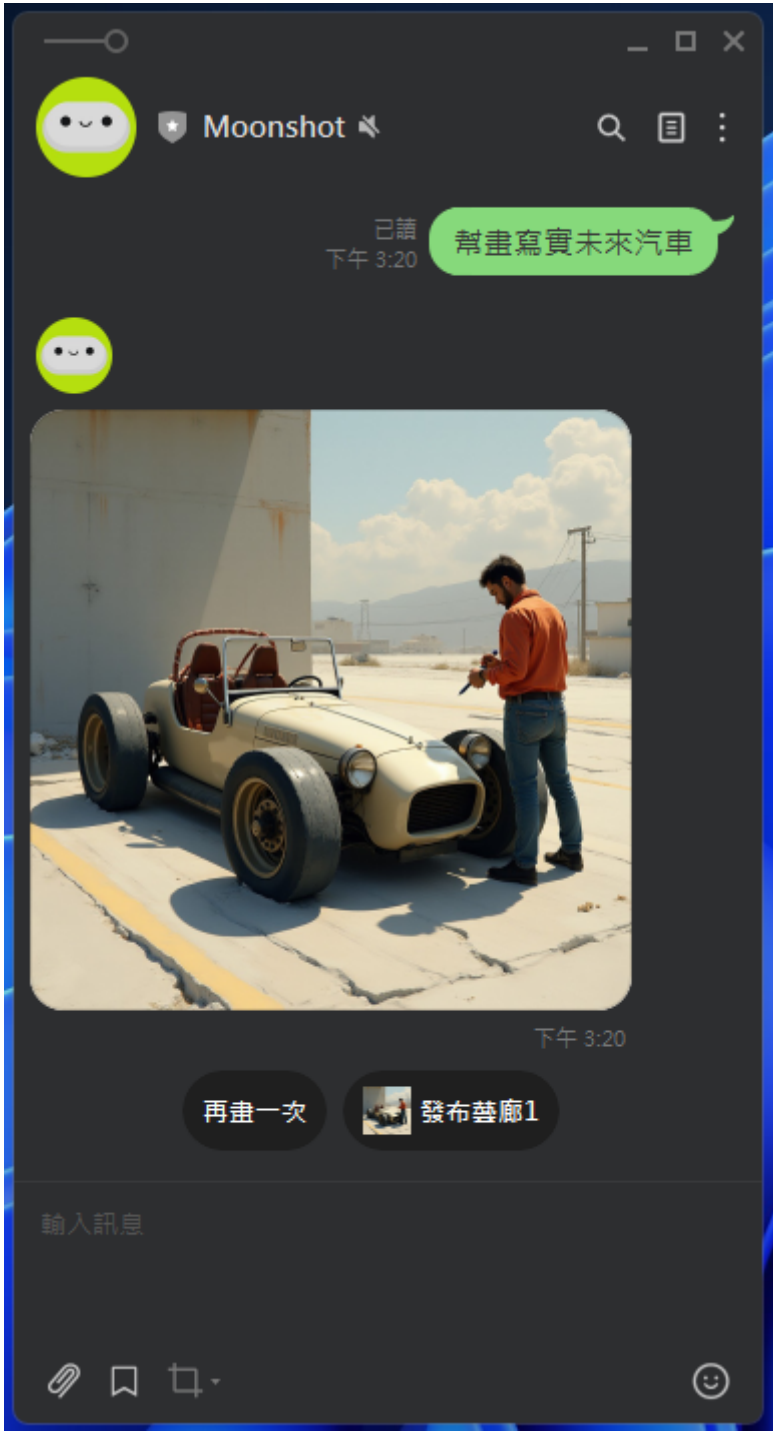
再畫一次



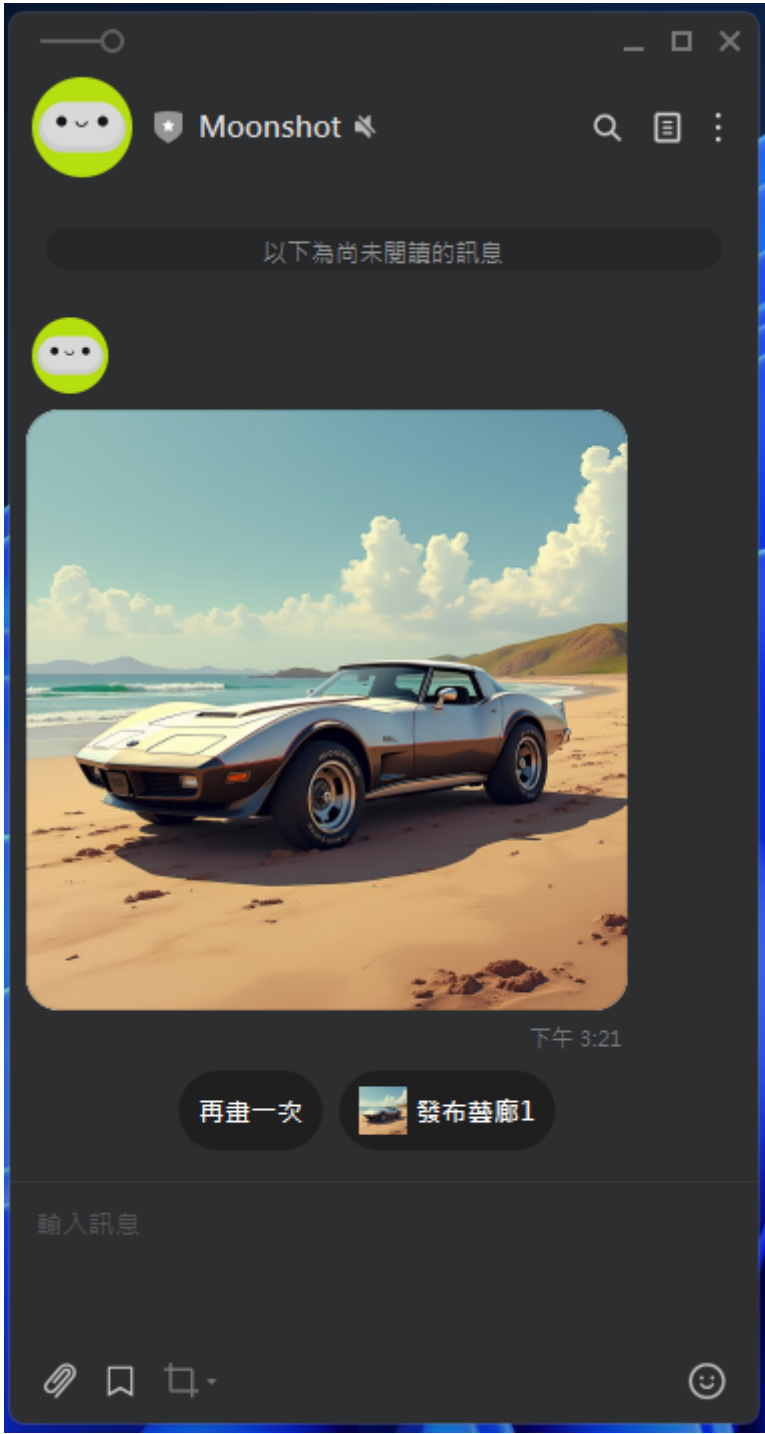
發布藝廊1

輸入訊息





■■■■■■■■■■



■■■■■■■■■■



Step 2.

Moonshot LINE

- (RSD)
- (RMJ)
- (RNV)

Moonshot unknown



■■■■■■■■■■



